

THE SUFFOLK COAST

**What impact will the development
of Sizewell C Nuclear Power Station
have on your business?**

September 2021

The Suffolk Coast Destination Management Organisation (DMO) is the official tourism organisation for East Suffolk. It conducted an independent survey of tourism businesses in 2019, to understand the impact of proposed energy projects on the industry, including Sizewell C new nuclear power station (SZC) and ScottishPower Renewables' two wind farms.

The survey was repeated recently, looking exclusively at the Sizewell C project, to understand the current position on how the construction of this project could impact tourism businesses in the area and in turn, the visitor economy.

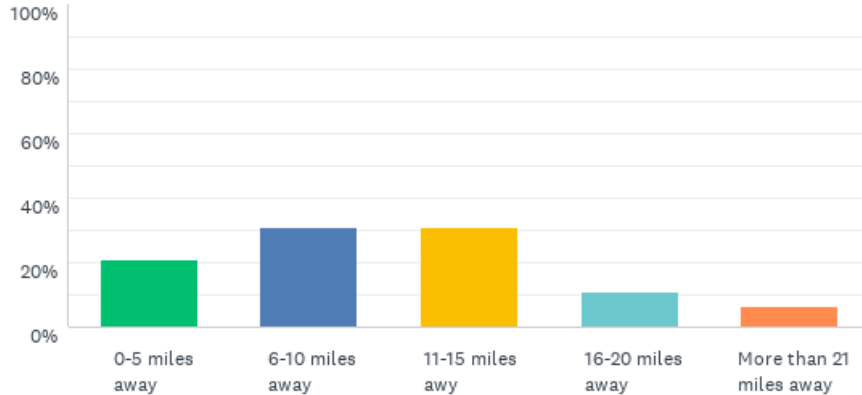
Invitations were sent to the DMOs current membership of 216 businesses, which span the Suffolk coast area from Felixstowe to Lowestoft, along with other non-member tourism businesses in the area using Survey Monkey. This was an online survey conducted between 9 and 19th September 2021. Given the short lead in time, at the end of an exhausting season following on from the disruption of the pandemic, 91 responses were received (23% response rate). 52% of respondents were operating businesses within a 10-mile radius of the proposed Sizewell C site.

Survey headlines:

- 63% of all respondents **are very/fairly worried/concerned** about the possible negative impact the construction of SZC will have on their business. This rises to 77% of respondents operating within a 10-mile radius of the project.
- 70% of all respondents think that while SZC is being constructed, visitors will be **a lot/a little less likely** to visit the Suffolk coast, 49% think they will be a lot less likely to visit. This rises to 84% of respondents operating within a 10-mile radius of the project, 64% of them think visitors will be a lot less likely to visit.
- 48% of all respondents think their annual turnover will decrease as a direct result of the development, this rises to 69% of respondents operating within a 10-mile radius of the site.
- 28% of all respondents think the project will have a negative impact on staffing levels within their business and are concerned that they will lose staff due to the project during the construction period. This rises to 45% of respondents within a 10-mile radius. 58% of all respondents don't expect staffing levels to be affected, this is 42% within a 10-mile radius.

Q1 Where is your business/workplace located in relation to Sizewell A&B?

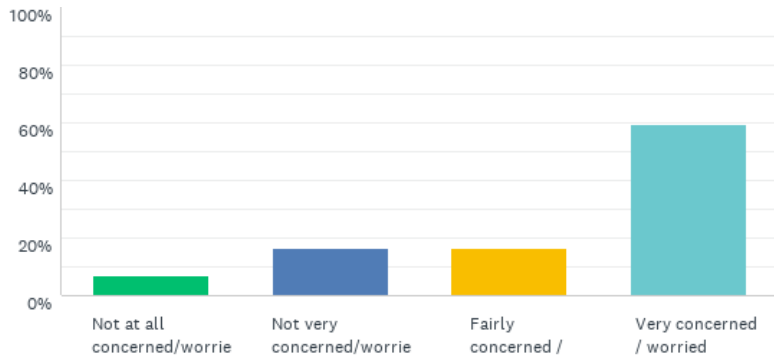
Total responses 91



ANSWER CHOICES	RESPONSES
0-5 miles away	20.88% 19
6-10 miles away	30.77% 28
11-15 miles away	30.77% 28
16-20 miles away	10.99% 10
More than 21 miles away	6.59% 6
TOTAL	91

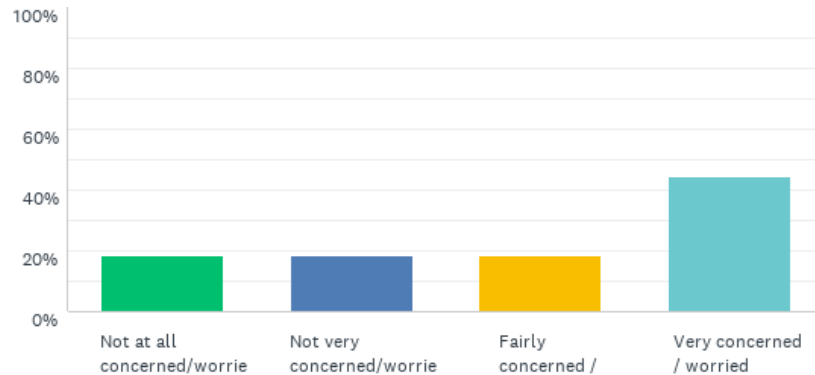
Q2 How would you describe your level of worry/concern if any, about this period in terms of the possible negative impact on your business/organisation.

Respondents within a 10-mile radius of the site



ANSWER CHOICES	RESPONSES	
Not at all concerned/worried	7.14%	3
Not very concerned/worried	16.67%	7
Fairly concerned / worried	16.67%	7
Very concerned / worried	59.52%	25
TOTAL		42

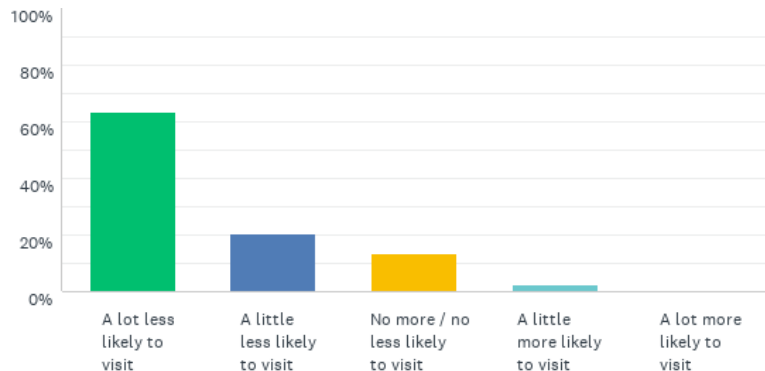
All Respondents



ANSWER CHOICES	RESPONSES	
Not at all concerned/worried	18.52%	15
Not very concerned/worried	18.52%	15
Fairly concerned / worried	18.52%	15
Very concerned / worried	44.44%	36
TOTAL		81

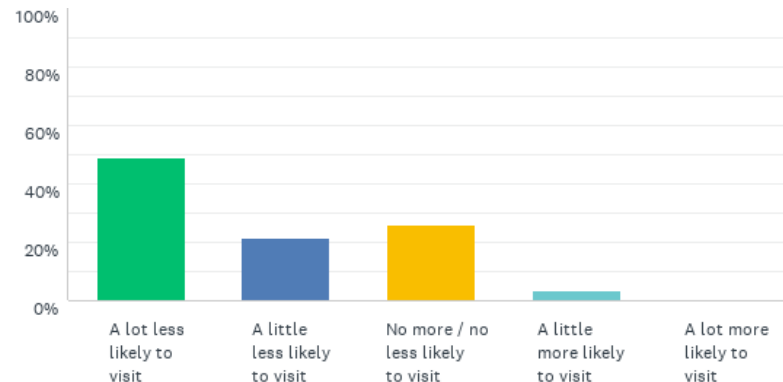
Q3 Now that you are aware of the plans for Sizewell C whilst the infrastructure is being built do you think visitors are more or less likely to visit the Suffolk Coast for days out or a holiday?

Respondents within a 10-mile radius of the site



ANSWER CHOICES	RESPONSES	
A lot less likely to visit	63.64%	28
A little less likely to visit	20.45%	9
No more / no less likely to visit	13.64%	6
A little more likely to visit	2.27%	1
A lot more likely to visit	0.00%	0
TOTAL		44

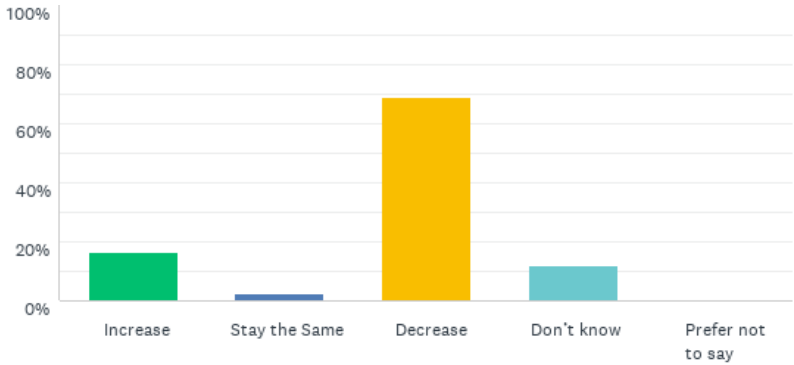
All Respondents



ANSWER CHOICES	RESPONSES	
A lot less likely to visit	48.81%	41
A little less likely to visit	21.43%	18
No more / no less likely to visit	26.19%	22
A little more likely to visit	3.57%	3
A lot more likely to visit	0.00%	0
TOTAL		84

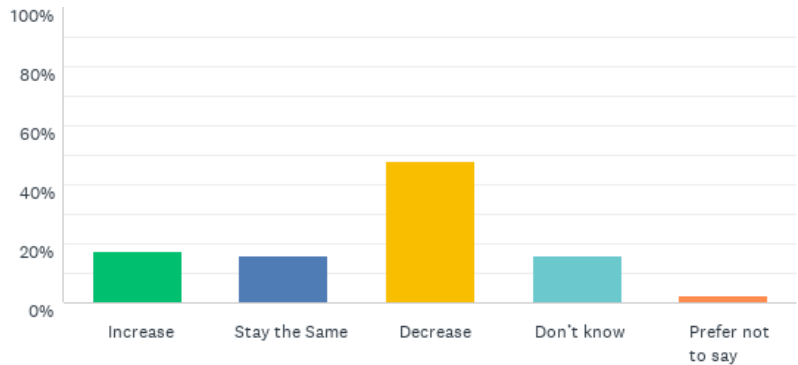
Q4 All other things being equal, what do you think the impact will be on your annual turnover during this period, as a direct result of the development?

Respondents within a 10-mile radius of the site



ANSWER CHOICES	RESPONSES	
Increase	16.67%	7
Stay the Same	2.38%	1
Decrease	69.05%	29
Don't know	11.90%	5
Prefer not to say	0.00%	0
TOTAL		42

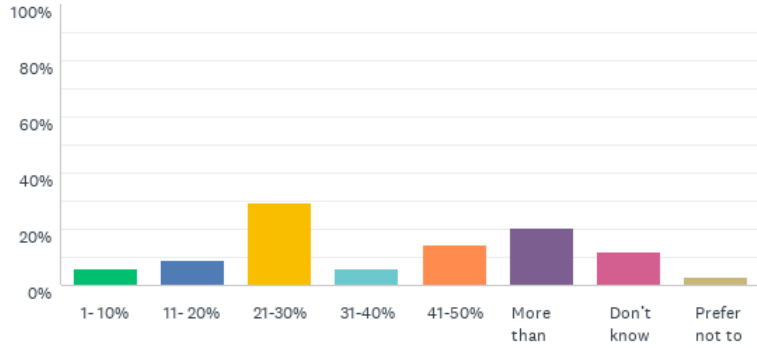
All Respondents



ANSWER CHOICES	RESPONSES	
Increase	17.28%	14
Stay the Same	16.05%	13
Decrease	48.15%	39
Don't know	16.05%	13
Prefer not to say	2.47%	2
TOTAL		81

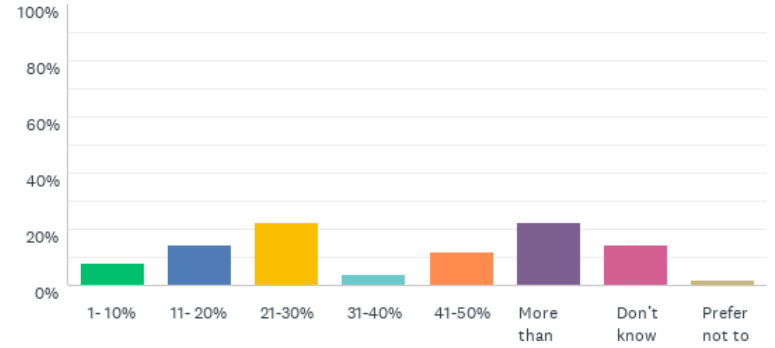
Q5 By how much would you estimate your annual turnover will decrease during this period?

Respondents within a 10-mile radius of the site



ANSWER CHOICES	RESPONSES	
1- 10%	5.88%	2
11- 20%	8.82%	3
21-30%	29.41%	10
31-40%	5.88%	2
41-50%	14.71%	5
More than 50%	20.59%	7
Don't know	11.76%	4
Prefer not to say	2.94%	1
TOTAL		34

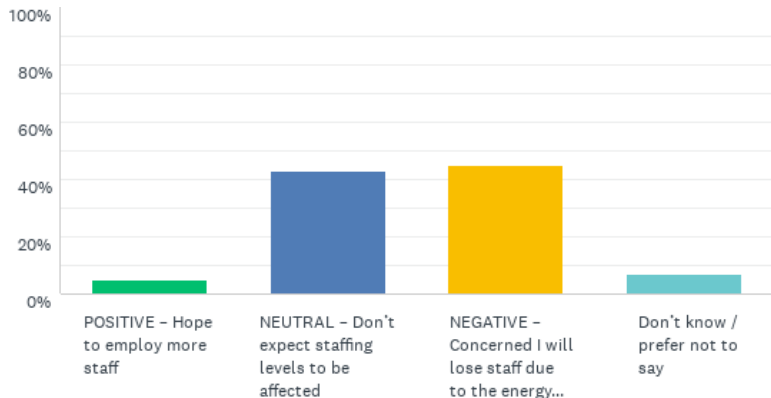
All Respondents



ANSWER CHOICES	RESPONSES	
1- 10%	8.16%	4
11- 20%	14.29%	7
21-30%	22.45%	11
31-40%	4.08%	2
41-50%	12.24%	6
More than 50%	22.45%	11
Don't know	14.29%	7
Prefer not to say	2.04%	1
TOTAL		49

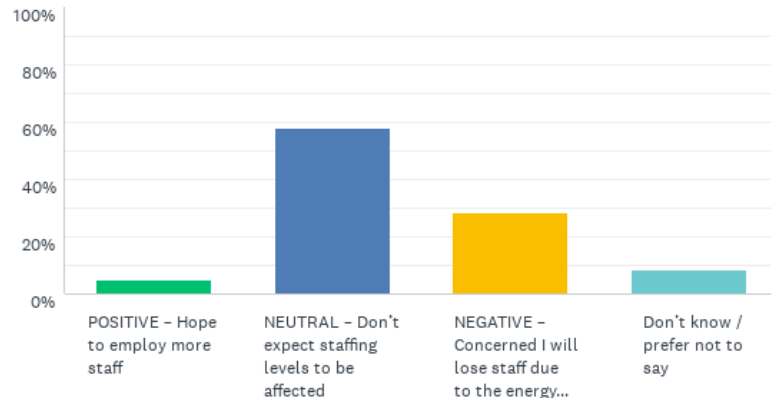
Q6 Do you think the construction will have a positive or negative impact on staffing levels at your business during this period?

Respondents within a 10-mile radius of the site



ANSWER CHOICES	RESPONSES
POSITIVE – Hope to employ more staff	4.76% 2
NEUTRAL – Don't expect staffing levels to be affected	42.86% 18
NEGATIVE – Concerned I will lose staff due to the energy project	45.24% 19
Don't know / prefer not to say	7.14% 3
TOTAL	42

All Respondents



ANSWER CHOICES	RESPONSES
POSITIVE – Hope to employ more staff	4.94% 4
NEUTRAL – Don't expect staffing levels to be affected	58.02% 47
NEGATIVE – Concerned I will lose staff due to the energy project	28.40% 23
Don't know / prefer not to say	8.64% 7
TOTAL	81